

毗鄰第3座的一段行人路為香港主水平基準以上19.63米至21.51米。  
The part of Footpath adjacent to Tower 3 is 19.63 metres to 21.51 metres above the Hong Kong Principal Datum.


毗鄰第3座的一段緊急車輛通道為香港主水平基準以上19.50米至21.38米。  
The part of Emergency Vehicular Access (EVA) adjacent to Tower 3 is 19.50 metres to 21.38 metres above the Hong Kong Principal Datum.

毗鄰第3座的一段行人路為香港主水平基準以上19.63米至21.51米。  
The part of Footpath adjacent to Tower 3 is 19.63 metres to 21.51 metres above the Hong Kong Principal Datum.

毗鄰第3座的一段緊急車輛通道為香港主水平基準以上24.30米。  
The part of Emergency Vehicular Access (EVA) adjacent to Tower 3 is 24.30 metres above the Hong Kong Principal Datum.

毗鄰第3座的一段車輛通道為香港主水平基準以上24.30米。  
The part of Vehicular Access (VA) adjacent to Tower 3 is 24.30 metres above the Hong Kong Principal Datum.

毗鄰第3座的一段行人路為香港主水平基準以上24.50米。  
The part of Footpath adjacent to Tower 3 is 24.50 metres above the Hong Kong Principal Datum.

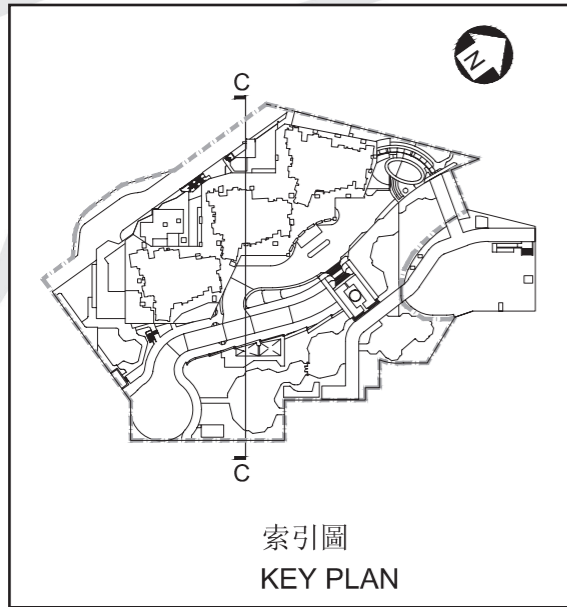


橫截面圖 B - B  
CROSS SECTION PLAN B-B

虛線為最低住宅樓層水平  
Dotted line denotes the lowest residential floor

▽  
香港主水平基準以上高度(米)  
Height in metres above Hong Kong Principal Datum (HKPD)

期數中的建築物的橫截面圖  
Cross-section plan of building in the Phase



毗鄰第2座的一段緊急車輛通道為香港主水平基準以上21.38米至23.20米。

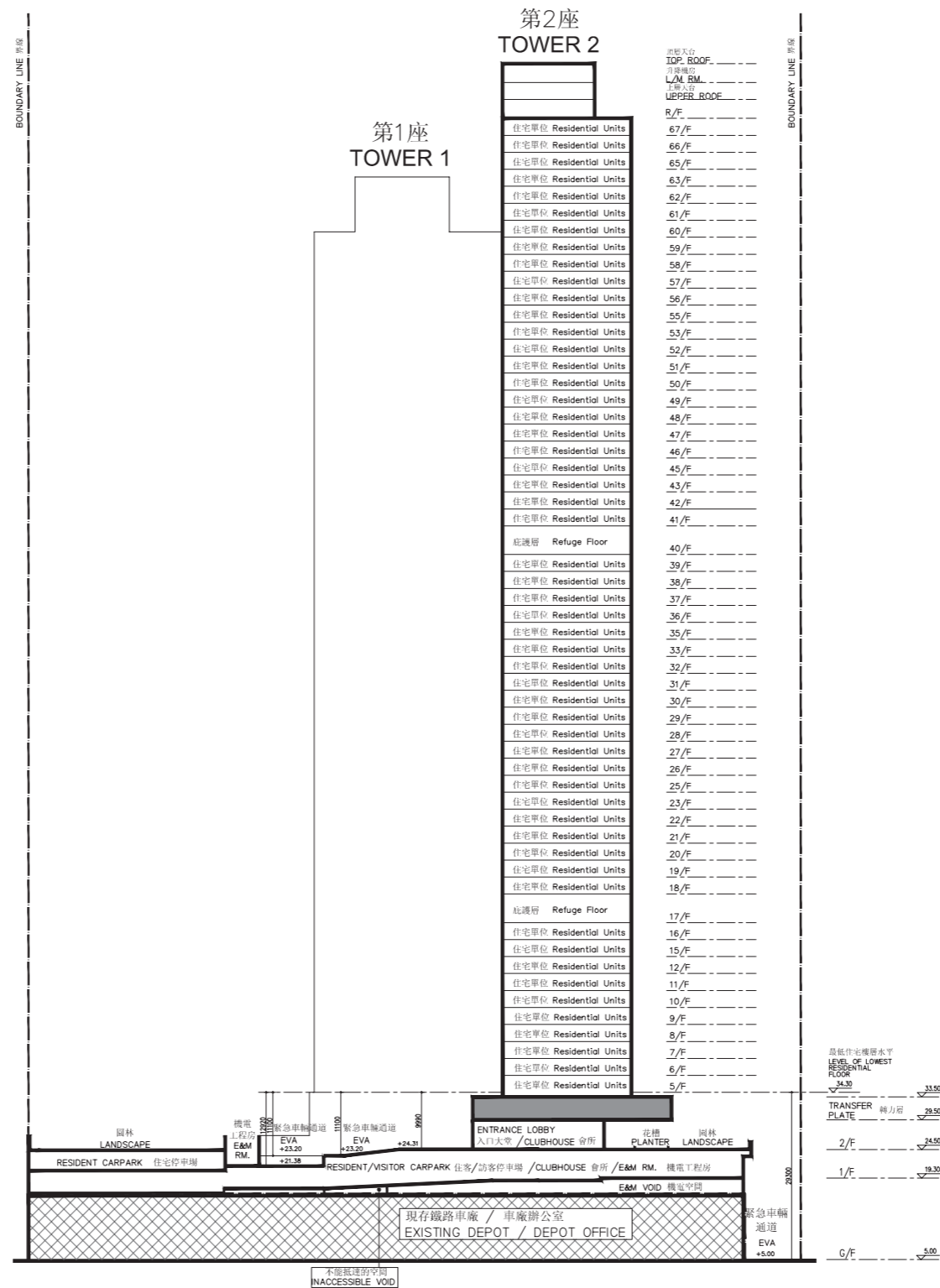
The part of Emergency Vehicular Access (EVA) adjacent to Tower 2 is 21.38 metres to 23.20 metres above the Hong Kong Principal Datum.

毗鄰第2座的一段緊急車輛通道為香港主水平基準以上23.20米至24.31米。

The part of Emergency Vehicular Access (EVA) adjacent to Tower 2 is 23.20 metres to 24.31 metres above the Hong Kong Principal Datum.

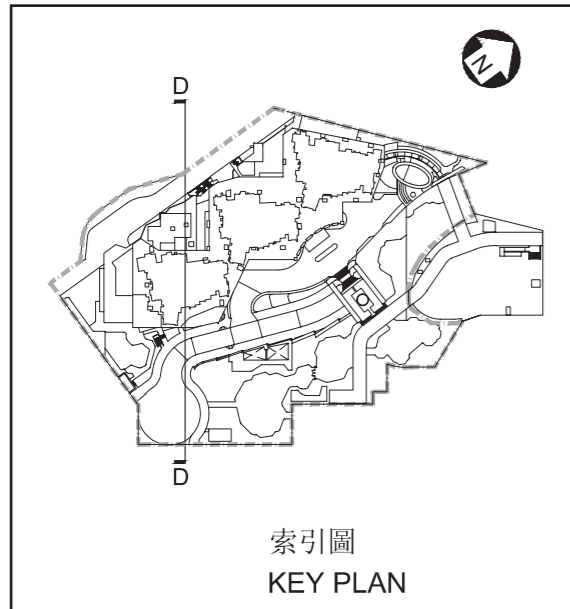
毗鄰第2座的一段緊急車輛通道為香港主水平基準以上5.00米。

The part of Emergency Vehicular Access (EVA) adjacent to Tower 2 is 5.00 metres above the Hong Kong Principal Datum.



虛線為最低住宅樓層水平  
Dotted line denotes the lowest residential floor  
香港主水平基準以上高度(米)  
Height in metres above Hong Kong Principal Datum (HKPD)

橫截面圖 C - C  
CROSS SECTION PLAN C-C




毗鄰第1座的一段緊急車輛通道為香港主水平基準以上25.23米。  
The part of Emergency Vehicular Access (EVA) adjacent to Tower 1 is 25.23 metres above the Hong Kong Principal Datum.

毗鄰第1座的一段行人路為香港主水平基準以上23.20米至25.23米。  
The part of Footpath adjacent to Tower 1 is 23.20 metres to 25.23 metres above the Hong Kong Principal Datum.

毗鄰第1座的一段行人路為香港主水平基準以上23.33米至25.36米。  
The part of Footpath adjacent to Tower 1 is 23.33 metres to 25.36 metres above the Hong Kong Principal Datum.

毗鄰第1座的一段緊急車輛通道為香港主水平基準以上5.00米。  
The part of Emergency Vehicular Access (EVA) adjacent to Tower 1 is 5.00 metres above the Hong Kong Principal Datum.



橫截面圖 D - D  
CROSS SECTION PLAN D-D

虛線為最低住宅樓層水平  
Dotted line denotes the lowest residential floor

香港主水平基準以上高度(米)  
Height in metres above Hong Kong Principal Datum (HKPD)