

13 FLOOR PLANS OF PARKING SPACES IN THE PHASE 期數中的停車位的樓面平面圖

G/F CAR PARK FLOOR PLAN
地下停車場平面圖



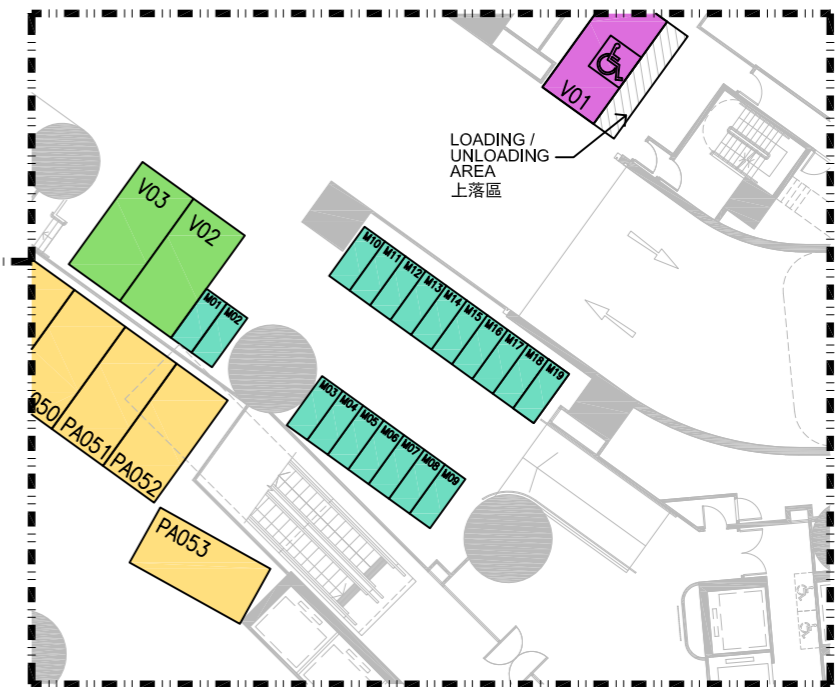
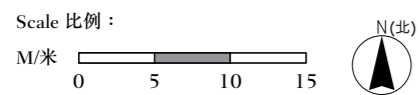
Scale 比例：
M/米 0 5 10 15



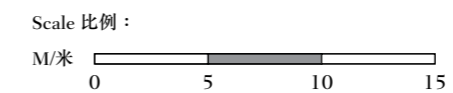
13 FLOOR PLANS OF PARKING SPACES IN THE PHASE

期數中的停車位的樓面平面圖

LG1/F CAR PARK FLOOR PLAN
低層地下 1 樓停車場平面圖



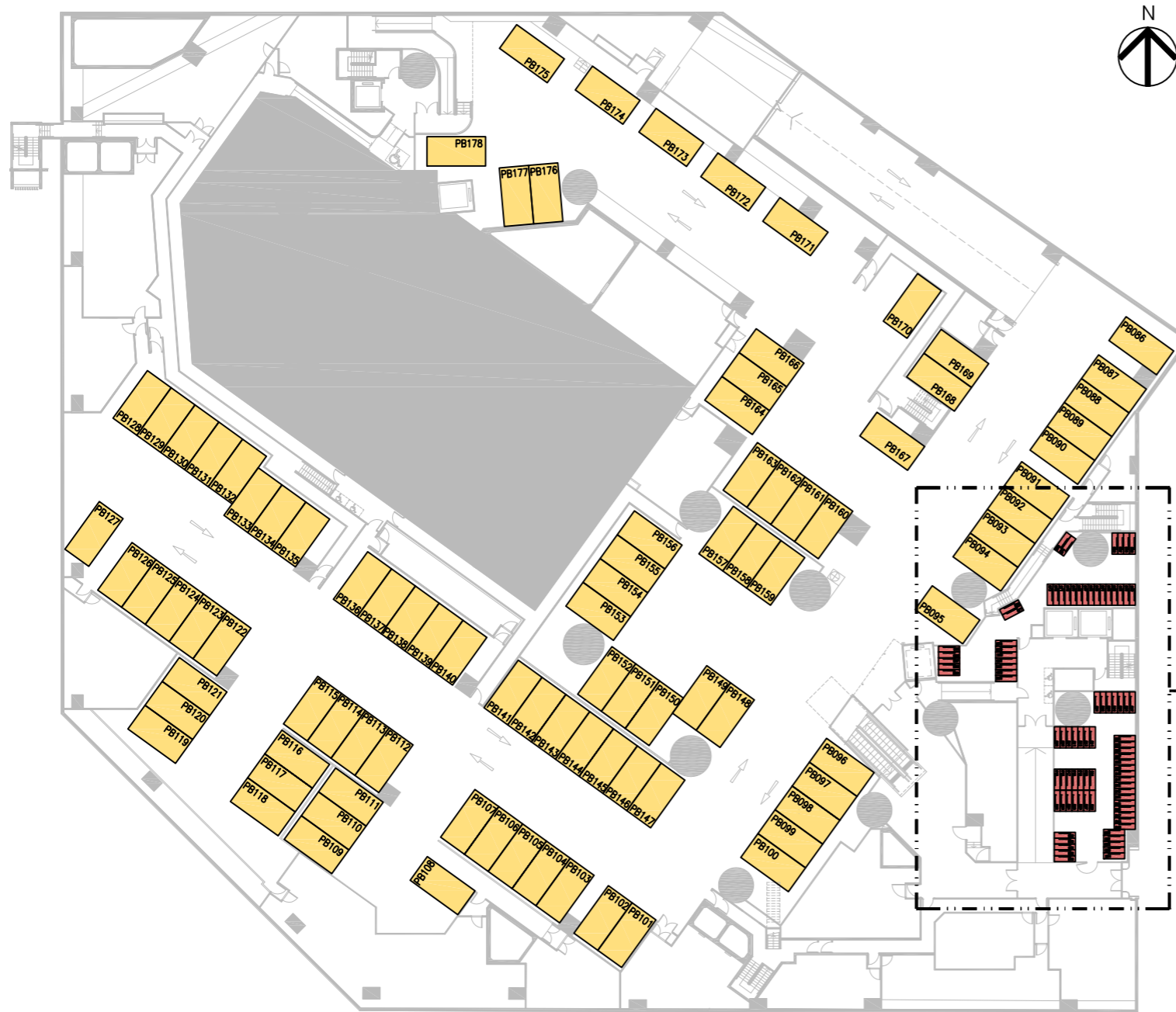
PART PLAN OF RESIDENTIAL MOTOR CYCLE PARKING SPACE
電單車停車位部分平面圖



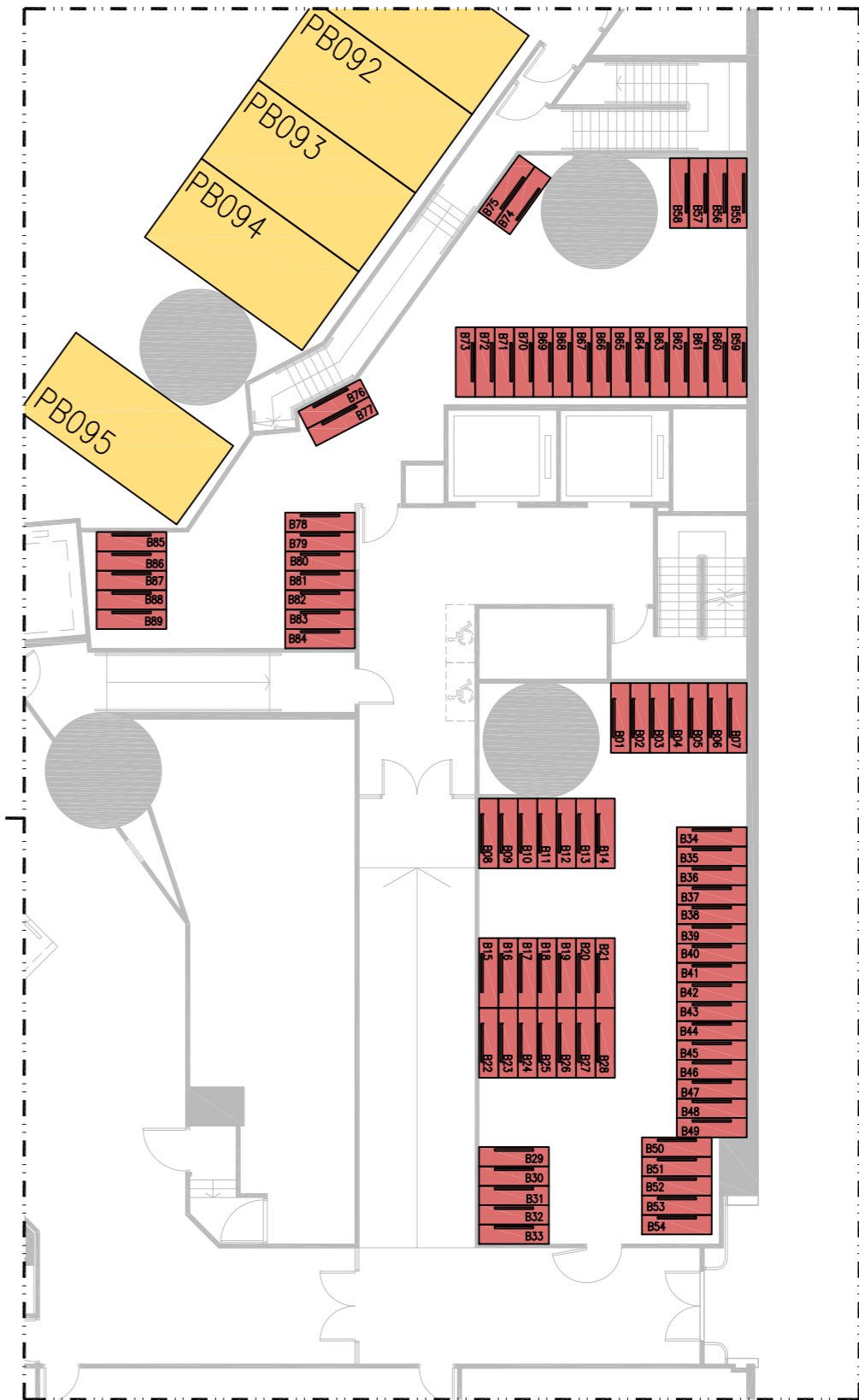
13 FLOOR PLANS OF PARKING SPACES IN THE PHASE

期數中的停車位的樓面平面圖

LG2/F CAR PARK FLOOR PLAN
低層地下 2 樓停車場平面圖



Scale 比例：
M/米 0 5 10 15



PART PLAN OF PEDAL-CYCLE PARKING SPACE
單車停車位部分平面圖

Scale 比例：
M/米 0 1 3 5

13 FLOOR PLANS OF PARKING SPACES IN THE PHASE 期數中的停車位的樓面平面圖

Schedule of Location, Numbers, Dimensions and Area of Parking Spaces

停車位位置、數目、尺寸及面積表

Floor 層數	Category of parking spaces 停車位類別	Number 數目	Dimensions of each parking space (L x W) (m) 每個停車位尺寸 (長x闊) (米)	Area of each parking space (sq. m) 每個停車位面積 (平方米)
G/F 地下	Residential loading and unloading bay 住客上落貨停車位	2	11 x 3.5	38.5
LG1/F 低層地下1樓	Residential car parking space 住客停車位	85	5 x 2.5	12.5
	Residential motor cycle parking space 住客電單車停車位	19	2.4 x 1	2.4
	Visitors' car parking space 訪客停車位	7	5 x 2.5	12.5
	Visitors' accessible car parking space 訪客暢通易達停車位	3	5 x 2.5	12.5
	Refuse collection vehicle parking space 垃圾收集車停車位	1	12 x 5.0	60
LG2/F 低層地下2樓	Residential car parking space 住客停車位	93	5 x 2.5	12.5
	Pedal-cycle parking space 單車停車位	89	1.8 x 0.5	0.9